

[View this email in your browser](#)



The Daffodil Barn, Unit 2 Woodborough Yard, Woodborough, Nr Pewsey, Wiltshire SN9 5PF. Tel: 01672 851979, Registered Charity Number 1149583

Bound by Veterans

NEWSLETTER - MAY 2021

SPRING AND NEW HORIZONS - TWO

The sun seems to be keeping to lockdown measures at the moment, but I hope you are all feeling a bit more 'Springy' with hugs on the horizon and the opportunity to keep out of the rain in our restaurants and pubs.

As I mentioned last time, face-to-face classes will resume in July and if you are able to travel to the lovely Daffodil Barn in Woodborough, Wiltshire, I would urge you to do so, as it is the perfect place to come to for a gentle re-introduction to society and 'normal' life. There are two cafes in close proximity to find refreshments in, and plenty of birdsong and fresh air to sooth the spirits. That's on top of the bookbinding which as many of you know, is a great way to keep the hustle and bustle of worries at bay, whilst creating lovely things.

Tedworth House can no longer offer accommodation and those who live further away would have to find B&B accommodation in the area, of which there is a good selection. If that's not your bag, we are continuing to offer online courses that you can do at home via live webinar. These are proving very successful so if you haven't tried one yet, please get in touch to see what is available. Any enquiries should be sent to Wendy at courses@boundbyveterans.co.uk.

We will be introducing live online introductory sessions, based around the sessions we ran on a monthly basis at Tedworth House. If you have any friends or colleagues who you think might enjoy one of these sessions then do spread the word and ask them to get in touch. These sessions only last up to 2 hours,

bit different.

Hoping the sun will have reappeared before the next newsletter!

Take care

Alison Strachan

Chair Bound by Veterans




The Daffodil Barn at Woodborough

BOUND BY VETERANS - ONLINE WORKSHOPS

C&G Level 1 (Unit 118) Foundation Course

3-4 May and 10-12 May

Two students attended the above course earlier in the month, they were: Lez Davidson (ex-RN Submariner) and Donna Stephen (ex- R Signals) and the course was taught by BBV's Principal Tutor, Mylyn McColl. Both students not only enjoyed the course but found the experience very satisfying.



Lez said he was *"A little apprehensive [about joining the course initially] but having done the taster course before, I was excited to do more. The level of excitement stayed the same all the way through."* Also, he said *"..it has been the best use of my time over lockdown so far" and "it has been an experience that has been worth every bit of time I have spent on it."*

[Subscribe](#)[Past Issues](#)[Translate ▼](#)

came back, I'm probably not much better than I was back then but I found concentrating a bit easier. Although Millimetres aren't my friend they will be eventually!"



Both Lez and Donna are keen to complete the C&G Level 1 certificate in Bookbinding



WHAT HAVE YOU BEEN UP TO?

Lisa Johnson, who attended an online City and Guilds Level 1 course with BBV last month, has been busy at home doing more bookbinding under her own steam. Here is a picture of a book she has made.




O - O - O - O - O

certificate in bookbinding. Although she is relatively new to bookbinding, she is particularly interested in designing original decorative papers. She has been experimenting with starch paste and is using the decorated papers for covers on notebooks, portfolios and albums. Here are a couple of examples:



Anita says she has learnt how to make cyanotypes which are an early form of photographic image, and has made a variety of books using these prints as covers and endpapers. She loves the intense blue and the subtlety of the white image.



The single section notebooks will be put together in one slipcase.

[Note:

C&G Level 2 (Unit 201/202) Design and Sampling (taught by Anita Andrews) This course is for those who would like to achieve a certificate in Level 1 or 2 Bookbinding and who have no previous arts experience. You will put together a portfolio of samples relating to bookbinding, its materials and learn about colour and design.]

If you are interested in taking part in any of our courses (either a webinar or at The Barn) please contact Wendy at courses@boundbyveterans.co.uk who will be happy to answer any questions and allocate you a place on a course.

Please note, places will be allocated on a first-come-first-served basis and please get your bid in early if you are wanting to attend the webinar courses because we need time to get the tool kits and materials out to you. Even if you have done the beginners course before, you might want to refresh your memory and hone your skills. You will have the chance to ask questions and get personal attention as it is all live.

We will be sending out boxed tool kits and materials via DHL to those who register for the classes, and the tool kits will be collected by DHL after the course is finished. All you will need is a space a bit bigger than A3 to work on, a computer or tablet with wifi, good lighting and a bit of peace and quiet!

We will be offering more live webinar classes during the year in addition to the onsite sessions at the barn, when they can start up again. Watch this space! Also look below for details of courses coming up in the near future.

BOOKBINDING COURSES - 2021 at Bound By Veterans

There remains a desire to get courses at The Barn up and running again as soon as possible but in the meantime further courses are being planned online (via Zoom) and by the time you read this Newsletter the first three such courses will have been completed.

Online tutorials (via Zoom) for the Level 1 Foundation Bookbinding Course (Unit 118) are now well established in the BBV course programme. This course is normally a 5-day (Mon to Fri) course but for the on-line course it has been split into two modules, the first of two days and the second of three. The new Unit 119 course is split into a three-day course for the first part and a two-day course for the second part. Courses run from 10.00 to 16.00 each day but the tutor will be available until 16.30 to assist with questions and practice. A thirty-minute lunch break will be taken each day at approx 13.00. Details of these courses are given below.

Anyone interested in booking a place on any of these courses should contact Wendy at courses@boundbyveterans.co.uk. If you are interested in the online

May 2021

In place of the cancelled courses, another beginners' course will be held on line as well as a Level 1 Unit 119 course, the details are:

- **25-27 May (Tue-Thu) (Part 1) & 1-2 Jun (Tue-Wed) Part 2 - C&G Level 1 (Unit 119) Photograph album & slipcase (Online Course)** For those with a little bookbinding experience, this online course is the second unit necessary for the Level 1 C&G certificate in Bookbinding, where you will learn how to make two different types of photograph album, one with folded guards, and one with stiff boards, and a lined cloth slipcase.

June 2021

Regrettably the courses planned to be held in the Barn at Woodborough in June have had to be cancelled. These are:

- 1-2 Jun (Tue-Wed) C&G Level 3 Module - Cloth Reback.
- 7-11 Jun (Mon-Fri) C&G Level 1 Second Award - Photo Albums & Slip Cases (Unit 119). (BBV Students only)
- 24-27 Jun (Thu-Sun) C&G Level 3 Module - Laced-on Binding.

July 2021

At present the courses planned to be held in the Barn at Woodborough in July are still scheduled to take place there. In addition to these, we have added another Level 1 Unit 119 online course, (see below).

- **3-4 Jul (Sat-Sun) C&G Level 3 Module Leather-entry Slip Case. (At the Barn)** This two-day assignment is part of the Storage and Enclosures module for Level 3 bookbinding. You will learn how to make a slipcase with a chamfered, rounded, leather entry. If taking the C&G course the slipcase would be made to hold your laced on leather binding.
- **12-16 Jul (Mon-Fri) C&G Level 1 Foundation Bookbinding Course (Unit 118) (At the Barn)** This is for complete beginners and is the first unit in the Level 1 C&G's certificate in Bookbinding. You will gain a core knowledge of basic bookbinding skills and will make single and multi-section pamphlets.
- **19-21 Jul (Mon-Wed) (Part 1) & 26-27 Jul (Mon-Tue) Part 2 - C&G Level 1 (Unit 119) Photograph album & slipcase (Online Course)** For those with a little bookbinding experience, this online course is the second unit necessary for the Level 1 C&G certificate in Bookbinding, where you will learn how to make two different types of photograph album, one with folded guards, and one with stiff boards, and a lined cloth slipcase.

Paper-Covered Sides. (At the Barn) An optional assignment in the C&G Level 3 curriculum, where you will learn to make a laced-on hard binding with a French groove, which will be covered with quarter vellum and decorative paper sides.

Please watch out for further details and any changes to the course programme in later Newsletters or on the BBV website at: <https://wiltshirebarn.co.uk/events-info/training-courses/> or from the course administrator at courses@boundbyveterans.co.uk

HELP WANTED

BBV is a charity which relies on sponsorship and volunteers to carry out its good work. To keep operating smoothly we are in urgent need of voluntary and/or paid helpers for the following posts:

Project Manager

Fundraising and Events Manager

PR Manager (esp social media)

If you or anyone you know would be interested in helping us out in any of these areas, please get in touch with us at enquiries@boundbyveterans.co.uk


Bookbinding Tips and Tricks by Mylyn McColl

This month Mylyn gives an overview of adhesives used in bookbinding and explains some of the many different types available.

"Modern bookbinding adhesives, principally PVA and EVA have been in common use since the 1970s and replaced the older hot glues, sometimes referred to as 'Scotch' or animal glue which were made from bones and hide. The option to use the modern white glues has several advantages."

[Subscribe](#)[Past Issues](#)[Translate ▼](#)

Both PVA and EVA can be used for almost all binding processes that involve cloth and paper. PVA (Poly Vinyl Acetate) and EVA (Ethylene-vinyl Acetate) have very little odour and they are instantly ready for use and are quick drying. EVA is also reversible in water.



But EVA and PVA's fast drying time requires you to work quickly and although you can thin them down with water, most binders prefer to use a small amount of paste mixed in to prolong the open time and make it easier to use. This is particularly useful in hot weather or in very dry atmospheres. You can also buy a ready mixed 50/50 of EVA and paste from Shepherds for all round use.

PASTE

Many professional bookbinders make their own paste, particularly those working in the traditional way with leather and fine binding. A simple paste can be made from wheat starch and water and will last several days when refrigerated or you can buy ready made starch and rice pastes from suppliers such as Shepherds and Hewit."



As you progress with bookbinding you will find many circumstances where paste is preferable to EVA; this is particularly true in fine leather work and paper repairs. Many binders may use both Paste and EVA simultaneously, mixing them together according to need.

But for those of you working mainly with paper and bookcloth, PVA/EVA and PVA paste mix will cover most of your needs.

This article is a precised version of Mylyn's original piece. If you wish to read the full article it can be found at Tips and Tricks on the BBV website at:

<https://wiltshirebarn.co.uk/category/tips-and-tricks/>

More from Mylyn next month.

This Newsletter from Bound by Veterans (BBV) is sent to all who have attended an Introduction to Bookbinding Session at Tedworth House AND who have consented to being contacted. It has also been sent to those on the Band of Sisters (BoS) list and others who have requested it.

[Subscribe](#)[Past Issues](#)[Translate](#) ▼

CONTACT

For further information on course details or to book a course:

- Visit the Bound by Veterans website: www.wiltshirebarn.co.uk
- Email:
 - The course administrator: courses@boundbyveterans.co.uk
 - The Bindery at Woodborough: office@boundbyveterans.co.uk
- Telephone: 01672 851979

Support BBV through Smile.Amazon.

When ordering goods through Smile.Amazon you can select Bound by Veterans by using Smile.Amazon.co.uk Amazon will donate money to BBV at **no cost to you**



Our mailing address is:

office@boundbyveterans.co.uk

Want to change how you receive these emails?
You can [update your preferences](#) or [unsubscribe from this list](#).

This email was sent to <<Email Address>>

[why did I get this?](#) [unsubscribe from this list](#) [update subscription preferences](#)
Bound by Veterans · Blake House · Everleigh · Marlborough, Wilts SN8 3EY · United Kingdom

[Subscribe](#)

[Past Issues](#)

[Translate](#) ▼

