

[View this email in your browser](#)



The Daffodil Barn, Unit 2 Woodborough Yard, Woodborough, Nr Pewsey, Wiltshire SN9 5PF. Tel: 01672 851979, Registered Charity Number 1149583

Bound by Veterans

NEWSLETTER - JUNE 2021


SUMMER - AT LAST

Dear All,

Finally, summer has come (although possibly already gone again by the time you read this) but I hope you have had some time to enjoy the warm weather and the beauty of our gardens and parks over the last couple of weeks.

The latest government announcements have not, thankfully, changed our plans to re-start face-to-face lessons in July, and we are kicking off with a beginners' course at the barn in mid-July which is now fully booked. If you are keen to get out of the house and come down to the Daffodil Barn for some rest and recreation, then check out the courses coming up there on the BBV website or take a look further down this newsletter.


We are also continuing to offer online webinars, and in September will be expanding the range to include C&G Level 2 assignments which involve making leather bound books, and historical and non-adhesive bindings.



This is a Japanese Stab binding and is an example of a non-adhesive binding, completed by Wendy Lagden for her assignments for the C&G's Level 2 course as part of Unit 221.

[Subscribe](#)[Past Issues](#)[Translate ▼](#)

Gemma Barnes as part of her Level 2 assignments and are known as Long Stitch Bindings.



Coptic binding dates back to the 2C AD and was employed by the early Christians in Egypt. This is an example of modern Coptic sewing done by Mylyn McColl.

If you fancy taking your skills a bit further then do get in touch with Wendy on courses@boundbyveterans.co.uk to find out more. Those of you who have already registered with C&G may want to refresh your memory and skills on these assignments, or practice making more of the pieces, so that you can achieve your certificates. Again, if you need more information or a reminder of where you are at with C&G, do get in touch.

Mylyn, BBV's principal course tutor, will be launching the new introductory lesson '*The Art of the Book*' soon, and this will replace the introductory sessions that were so successfully run at Tedworth House. We will be offering these intro sessions online and in person, so watch the BBV space to find out when they begin. We want to expand our outreach and help more veterans and their families by giving them the bookbinding bug!

I sincerely hope we can see some (or all) of you in person very soon at the barn, but in the meantime, I wish you all a warm and happy summer.

Take care

Alison Strachan


Chair Bound by Veterans

[Subscribe](#)[Past Issues](#)[Translate ▼](#)

The Daffodil Barn at Woodborough


BOUND BY VETERANS - ONLINE WORKSHOPS C&G Level 1 (Unit 119) Photograph Album and Slipcase Course 25-27 May and 1-2 Jun

Five students attended the above course earlier in the month, some of them had attended previous courses. The course was taught by BBV's Principal Tutor, Mylyn McColl. When asked if they enjoyed the course the responses were: *"100% Yes!"* and *"Absolutely, loved every single second of it, I love it"*. One student said *"I found it hard especially the third day of the first part but I'm glad I've done it and I've learnt loads"*.



In summing up the course, Tracy said: *"I think it's been loads and loads of learning that's very well supported and a real challenge"*

Elaine said *"Challenging, but really beneficial because I just love how you have to concentrate on everything!"*



Both Lez and Donna are keen to complete the C&G Level 1 certificate in Bookbinding

[Subscribe](#)[Past Issues](#)[Translate ▼](#)

Lucinda Barker (ex Army) attended the Daffodil Barn at the beginning of 2018 and was awarded the C&G Level 1 Certificate in Bookbinding in October 2018. After a lifetime of messing around on boats and her love of crafting, Lucinda not only teaches sailing and races but, thanks to the courses she attended through BBV, she now produces handmade notebooks/journals. Some of these have covers made from old sail cloth while others are bound with recycled charts. Lucinda sells her products through her Etsy shop and hopes to be able to go back to fairs once the COVID restrictions are lifted and they start to open up again. Her products can be found at:

<https://www.etsy.com/uk/shop/AngelSailing>



Lucinda with some of her home-created products.

[She has also now signed up for the online Level 2 Unit 221 course in September.]

O - O - O - O - O

Manda Nicholls (BoS) completed the Level 1 Unit 118 back in Feb 2020 and is hoping to complete Unit 119 later this year.

Her latest home project was in connection with an old book she had, she said: *"I was enjoying reading this book but, as I read through it, every page fell out"*

[Subscribe](#)[Past Issues](#)[Translate ▼](#)

spine, cut new boards, fitted endbands, new endpapers, converting the paperback into a hardback binding

She adhered the original covers to the new cloth-covered boards.

Manda said: *"It worked out OK and at least I can read it now!"*



O - O - O - O - O

INTERESTED?

If you are interested in taking part in any of our courses (either a webinar or at The Barn) please contact Wendy at courses@boundbyveterans.co.uk who will be happy to answer any questions and allocate you a place on a course.

Please note, places will be allocated on a first-come-first-served basis and please get your bid in early if you are wanting to attend the webinar courses because we need time to get the tool kits and materials out to you. Even if you have done the beginners course before, you might want to refresh your memory and hone your skills. You will have the chance to ask questions and get personal attention as it is all live.

We will be sending out boxed tool kits and materials via DHL to those who register for the classes, and the tool kits will be collected by DHL after the course is finished. All you will need is a space a bit bigger than A3 to work on, a computer or tablet with wifi, good lighting and a bit of peace and quiet!

We will be offering more live webinar classes during the year in addition to the onsite sessions at the barn, when they can start up again. Watch this space! Also look below for details of courses coming up in the near future.

at Bound By Veterans

There remains a desire to get courses at The Barn up and running again as soon as possible but in the meantime further courses are being planned online (via Zoom) and by the time you read this Newsletter the first three such courses will have been completed.

Online tutorials (via Zoom) for the Level 1 Foundation Bookbinding Course (Unit 118) are now well established in the BBV course programme. This course is normally a 5-day (Mon to Fri) course but for the on-line course it has been split into two modules, the first of two days and the second of three. The new Unit 119 course is split into a three-day course for the first part and a two-day course for the second part. Courses run from 10.00 to 16.00 each day but the tutor will be available until 16.30 to assist with questions and practice. A thirty-minute lunch break will be taken each day at approx 13.00. Details of these courses are given below.

Anyone interested in booking a place on any of these courses should contact Wendy at courses@boundbyveterans.co.uk. If you are interested in the online tutorial courses please book early to ensure we can get the tool kits to you in time. Remember **FIRST-COME-FIRST-SERVED**.

July 2021

At present the courses planned to be held in the Barn at Woodborough in July are still scheduled to take place there. In addition to these, we have added another Level 1 Unit 119 online course, (see below).

- **3-4 Jul (Sat-Sun) C&G Level 3 Module Leather-entry Slip Case. (At the Barn)** This two-day assignment is part of the Storage and Enclosures module for Level 3 bookbinding. You will learn how to make a slipcase with a chamfered, rounded, leather entry. If taking the C&G course the slipcase would be made to hold your laced on leather binding.
- **12-16 Jul (Mon-Fri) C&G Level 1 Foundation Bookbinding Course (Unit 118) (At the Barn)** This is for complete beginners and is the first unit in the Level 1 C&G's certificate in Bookbinding. You will gain a core knowledge of basic bookbinding skills and will make single and multi-section pamphlets.
- **19-21 Jul (Mon-Wed) (Part 1) & 26-27 Jul (Mon-Tue) Part 2 - C&G Level 1 (Unit 119) Photograph album & slipcase (Online Course)** For those with a little bookbinding experience, this online course is the second unit necessary for the Level 1 C&G certificate in Bookbinding, where you will learn how to make two different types of photograph album, one with folded guards, and one with stiff boards, and a lined cloth slipcase.

Paper-Covered Sides. (At the Barn) An optional assignment in the C&G Level 3 curriculum, where you will learn to make a laced-on hard binding with a French groove, which will be covered with quarter vellum and decorative paper sides.

August 2021

- **16-17 Aug (Mon-Tue) C&G Level 1 Foundation Bookbinding Course (Unit 118) (Part 1- Pamphlet Binding) and 23-25 Aug (Mon-Wed) (Part 2 - Multi-section Binding) (Zoom Online Course)** This is for complete beginners and is the first unit in the Level 1 C&G's certificate in Bookbinding. You will gain a core knowledge of basic bookbinding skills and will make a single section pamphlet and (in Part 2) multi-section binding.

September 2021

- **6-10 Sep (Mon-Fri) C&G Level 2 First Award - Alternative and Historical Binding (Unit 221). (At the Barn).** This course is the second unit in the Level 2 C&G certificate in Bookbinding. You will learn how to make a range of non-adhesive bindings, including a Coptic binding. For those with a little bookbinding experience.
- **14-16 Sep (Tue-Thu) C&G Level 3 Module - Leather Re-back. (At the Barn).** Following on from cloth rebacking, this course will teach you the fine skills involved in sympathetically rebacking a leather book. These two courses combine as a mandatory assignment for the C&G Level 3 Diploma in Bookbinding.
- **20-22 Sep (Mon-Wed) & 27-28 Sep (Mon-Tue) C&G Level 2 Course in Bookbinding (Unit 221) (Zoom Online Course)** This course is the second unit in the Level 2 C&G certificate in Bookbinding. You will learn how to make a range of non-adhesive bindings, including a Coptic binding. For those with a little bookbinding experience.
- **20-24 Sep (Mon-Fri) C&G Level 1, Second Award Photo Albums and Slip Cases (Unit 119) (At the Barn).** For those with a little bookbinding experience, this course is the second unit necessary for the Level 1 C&G certificate in Bookbinding, where you will learn how to make two different types of photograph album, one with folded guards, and one with stiff boards, and a lined cloth slipcase.

Please watch out for further details and any changes to the course programme in later Newsletters or on the BBV website at: <https://wiltshirebarn.co.uk/events-info/training-courses/> or from the course administrator at courses@boundbyveterans.co.uk

HELP WANTED

BBV is a charity which relies on sponsorship and volunteers to carry out its good work. To keep operating smoothly we are in urgent need of voluntary and/or paid helpers for the following posts:

Project Manager

Fundraising and Events Manager

PR Manager (esp social media)

If you or anyone you know would be interested in helping us out in any of these areas, please get in touch with us at enquiries@boundbyveterans.co.uk

Bookbinding Tips and Tricks by Mylyn McColl

This month Mylyn takes a look at the two main types of board we use in bookbinding.

Grey Board vs Mill Board

The two main boards used in bookbinding are Grey board and Mill board. There are a few differences between them and each has their benefits and drawbacks depending on the project.

The most important thing to remember is that your board is used to create the case which will protect your pages. So the content of your textblock will help determine which type and weight of board is the most relevant.

The bigger and thicker the textblock the heavier/thicker the book boards should be.

For instance an A6 single section notebook could use 1.5mm grey board and an A4 photo album could use a 3mm grey board.

Mill board is denser and acid free so is often used when the content is more precious, for example you might use 1mm Mill board to house an old document or 3mm Mill board for a very large volume.

Here is a summary of the qualities of each type of board:

Grey board (aka Dutch grey, unlined grey or book board)

- Relatively cheap
- Made from recycled paper
- Fairly easy to cut
- Comes in various thickness from <1mm -3mm (750 - 2950microns)
- Not acid free
- Not very dense (can split or feather on edges)

Mill board (or Gemini board or elephant board (might be grey, dark grey or green))

- More expensive
- Very dense and strong
- Harder to cut
- Comes in various thickness 1mm - 2.8mm
- Acid free

This article can be found along with other Tips and Tricks of Mylyn's on the BBV website at: <https://wiltshirebarn.co.uk/category/tips-and-tricks/>

More from Mylyn next month.

This Newsletter from Bound by Veterans (BBV) is sent to all who have attended an Introduction to Bookbinding Session at Tedworth House AND who have consented to being contacted. It has also been sent to those on the Band of Sisters (BoS) list and others who have requested it.

If you do not wish to receive future Newsletters please unsubscribe using the link at the foot of this newsletter.

CONTACT

For further information on course details or to book a course:

- Visit the Bound by Veterans website: www.wiltshirebarn.co.uk
- Email:
 - The course administrator: courses@boundbyveterans.co.uk
 - The Bindery at Woodborough: office@boundbyveterans.co.uk
- Telephone: 01672 851979

Subscribe

Past Issues

Translate ▼

Support BBV through Smile.Amazon.

When ordering goods through Smile.Amazon you can select Bound by Veterans by using [Smile.Amazon.co.uk](https://www.smile.amazon.co.uk) Amazon will donate money to BBV **at no cost to you**



Our mailing address is:

office@boundbyveterans.co.uk

Want to change how you receive these emails?

You can [update your preferences](#) or [unsubscribe from this list](#).

This email was sent to <<Email Address>>

[why did I get this?](#) [unsubscribe from this list](#) [update subscription preferences](#)

Bound by Veterans · Blake House · Everleigh · Marlborough, Wilts SN8 3EY · United Kingdom

